



CleanCast™

Advanced cast saw and
dust extraction systems

introducing the Red Dot award winning design

QuietCast™
paediatric saw system

deSoutter
MEDICAL



CleanCast™

Oscillating cast saw systems

Contents

Cordless saw	page 2
Paediatric saw	page 3
Low voltage saws	page 5
Mains voltage saw	page 7
Accessories	page 8
Saw blades	page 9



De Soutter Medical CleanCast™ and QuietCast™ products comply with European Medical Device Directive 93/42 EEC and sets the highest standards for particulate filtration efficiency thus assisting conformance with COSHH and other international particle exposure regulations.

All products in this catalogue are supported by the De Soutter Medical fully comprehensive warranty.

deSoutter
MEDICAL

Battery Powered Saw

Cordless

The De Soutter Medical CSB-100 saw allows the user total freedom of movement, which is particularly useful for medical emergency services, ward work, the veterinary profession and numerous other applications where the cordless concept is the only practical solution.



CSB-100

Saw specification

Saw model	CSB-100
Oscillating speed	16000 cpm
Battery voltage	10.8 Vdc
Weight	1050 grams
Order code	1286224

Supplied with saw blade Part No. 6250.
See page 9 for other saw blade options.



Battery

Voltage	10.8 Vdc NiMH
Capacity	2600 mAh
Order code	15010



Battery charger

Supplied with interchangeable mains supply adaptors for use in most countries.

Charger model	BC-100
Supply voltage	100 - 240 Vac
Supply frequency	50 - 60 Hz
Order code	15020



CSB-100-A Cast Saw System

Order code 1286774 - comprising of:

CSB-100 Saw	Part No. 1286224
CB-100 Battery x 2	Part No. 15010
BC-100 Charger	Part No. 15020
Saw blade	Part No. 6250
Hexagon wrench	Part No. 204903
Carry case	Part No. 15030

Battery/Mains Powered Saw

Paediatric



Saw specification

Order code	1286994
Saw model	CSP-201
Oscillating speed	14800 - 17500 cpm
Handpiece weight	319 grams
Noise level	55 dB(A)

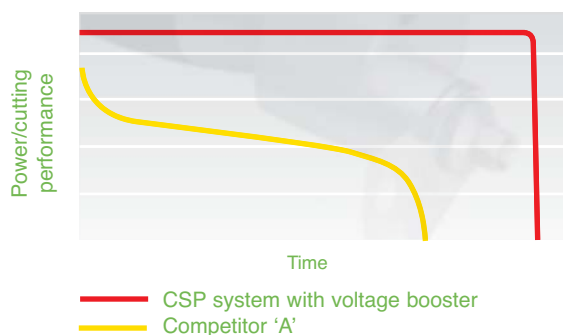
- Soft start feature with noise control helps minimise patient anxiety.
- Rapid charging time - under 3 hours.
- Continuous 2 hour - cutting performance.
- Built-in service reminder - 300 charging cycles.
- Display allows the user to select the optimum cutting speed and view the remaining battery capacity.
- Micro processor controlled voltage booster ensures constant cutting performance - zero deterioration. See graph below.

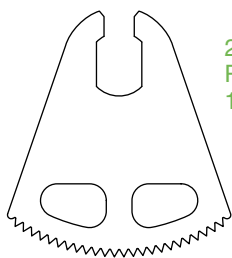
Battery specification

Order code	15250
Battery pack model	BP-201
Battery capacity	30.8 Wh
Battery weight	437 grams
Charging time from flat	> 3 hours

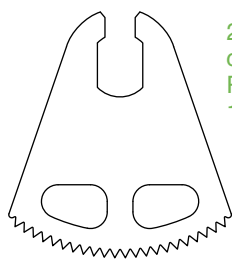
An integral clip with both battery pack or mains power adaptor for increased portability.

CSP system power/cutting performance

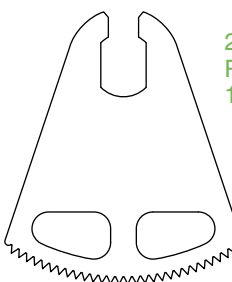




25 mm
Part No.
15310



25 mm
coarse
Part No.
16120



29 mm
Part No.
15320

Mains operation:
The CSP-201 saw is fitted to
the IC-201 Inter Connector
and PS-201 Power Supply.



CSP-201-A Pro Cast Saw System

Order code 1286984 - comprising:

CSP-201 Saw and cable	1286994
BP-201 Battery Pack Pro	15250
IC-201 Inter Connector	15270
PS-201 Power Supply	15280
Carry Case	15290
Wrench	15300
Saw blade	15310
Saw blade	15320

Please specify Cordset required. See below

Mains Supply Cordsets

2 metres long

UK - C7 plug	15610
EUR - C7 plug	15620
USA - C7 plug	15630
AUS - C7 plug	15640
Japan - C7 plug	15650
Swiss - C7 plug	15650

Low Voltage Saws

Corded electric

The CC5 and CC6 models combine the latest technological features with a functional, ergonomic handgrip. The smooth contours are designed to fit comfortably in the hand while providing the ideal cutting position. The balanced weight distribution increases manoeuvrability and helps to reduce wrist fatigue.

On the CC5 model, the dust extraction path is ducted internally through the handpiece which significantly improves visibility and handling in comparison to conventional saws fitted with extraction.

Rubber motor mounts insulate the internal mechanism from the outer case. This results in extremely low noise and reduces vibration to the operators hand.

A two speed control on the handpiece gives a quieter, low speed setting which is ideal for use with children and a high speed setting for fast removal of thick body casts.



Power Supply

CC5 and CC6 saws require their own low voltage power supply unit. On the CC5 model, the power supply is integral with the dust extraction unit. CC6 Saw is supplied by the PS6 power supply unit. See opposite page for options.

Optional wall mounting bracket.

Part No. 7670



Handpiece Specification

High oscillating speed	16000 cpm
Low oscillating speed	11800 cpm
Voltage	22/29 Vdc
Weight	850 grams
Sound level	68 dB(A)
Length	245 mm

See opposite page for ordering instructions.
See page 8 and 9 for accessories and saw blade options.

Power Supply for CC6

The power supply unit can be either bench mounted or wall mounted with the fixings provided.

Output voltage	22/29 Vdc
Supply frequency	50 - 60 Hz
Weight	1510 grams
Dimensions - mm	215L x 63H x 98W



Extractor unit for CC5 and CC4



The four stage filtration system consisting of an easy to change disposable collection bag, two cloth filters and a micro filter. The micro filter retains 99.997% of all dust particles greater than 0.5 microns.

Suction can be switched between powerful 'high' and quiet 'low' setting to suit operator and patient convenience.

The extractor with its exceptional dust filtration capability can be connected to either the CC5 or CC4 saw. When the saw is switched on, the extractor starts automatically. Likewise, the extractor stops automatically five seconds after the saw is switched off, thereby ensuring the system is purged of all cast particles.

The hose attachment position and low centre of gravity make the extractor very stable thus preventing accidental overturning.

System complete CC5A



Extractor Specification

Motor power (max.)	1 kW
Supply voltage	240 or 100 - 120 Vac
Supply frequency	50 - 60 Hz
Suction	2500 water gauge mm
Filtration	99.997% > 0.5 microns
Dust bag capacity	7.5 litres
Sound level	58 dB(A)

See page 8 for replacement filters and paper collection bag.

How to order CC5 system - with extraction

System components		U.K. 230 V	Euro plug 230 V	U.S. plug 120 V (CSA)
CC5 saw	Part No.	1270554	1270554	1280664
PS5 power supply	Part No.	609053	609053	609983
Hose kit	Part No.	6400	6400	6400
Extractor		1190	7020	7140
Complete system ordering code		CC5A-230 UK	CC5A-230 EU	CC5A-120 US

How to order CC6 system - less extraction

CC6 saw	Part No.	1270664	1270664	1280774
PS6 power supply	Part No.	609073	609083	628703
Complete system ordering code		CC6A-230 UK	CC6A-230 EU	CC6A-120 US

CC5 and CC6 saws, power supplies and extractor are type tested to EN60601-1:1990, BS5724: Part 1: 1989, IEC 601-1: 1988. 120 V model is CSA approved.

Mains Voltage Saw

High power

The CC4 with its powerful 110 watt motor maintains rapid and efficient cutting on the thickest of body casts.

The knurled grip close to the saw blade provides the operator with excellent control and flexibility of movement.

There is an optional clear extraction hood which ensures good visibility when cutting. The hood is fully rotatable to suit the most convenient cutting position.

See extractor on page 6 for full extractor specification.

CC4 saw specification

Oscillating speed	14000 cpm
Voltage	230 Vac or 120 Vac
Weight	1300 grams
Sound level	70 dB(A)
Length	333 mm

See page 8 and 9 for accessories and saw blade options.



Extraction hood with 2 metre hose. Part No. 78472.

System complete CC4A



CC4

How to order CC4 system - with extraction

System components		U.K. 230 V	Euro plug 230 V	U.S. plug 120 V	AUS plug 230 V
CC4 saw	Part No.	1273884	1273884	1273994	1273884
Hose kit	Part No.	78472	78472	78472	78472
Extractor	Part No.	1190	7020	7140	9490
Complete system ordering code		CC4A-230UK	CC4A-230EU	CC4A-120US	CC4A-230AUS

How to order CC4 system - less extraction

		U.K. 230 V	Euro plug. 230 V	US plug. 120 V	AUS plug 230 V
CC4 saw	Ordering code	1280004	1270994	1280554	1281444

Accessories



Secondary cloth filter
Part No. 603213.



Primary cloth filter
Part No. 603203.



Disposable Hepaflow synthetic
collection bags. Supplied in
packs of 10.
Part No. 602763.



Hose clip
Part No. 603093.



2 metre length extraction hose.
Part No. 216933.



CC4 extraction hood elbow.
Part No. 2920.



CC4 extraction hood.
Part No. 600003.



CC5 extraction hood.
Part No. 608353.



Blade wrench.
Part No. 204903.

Blade retainer.
Part No. 610073



Large, two handed
cast spreader.
Part No. 5130.



Small, single hand
cast spreader.
Part No. 5120.



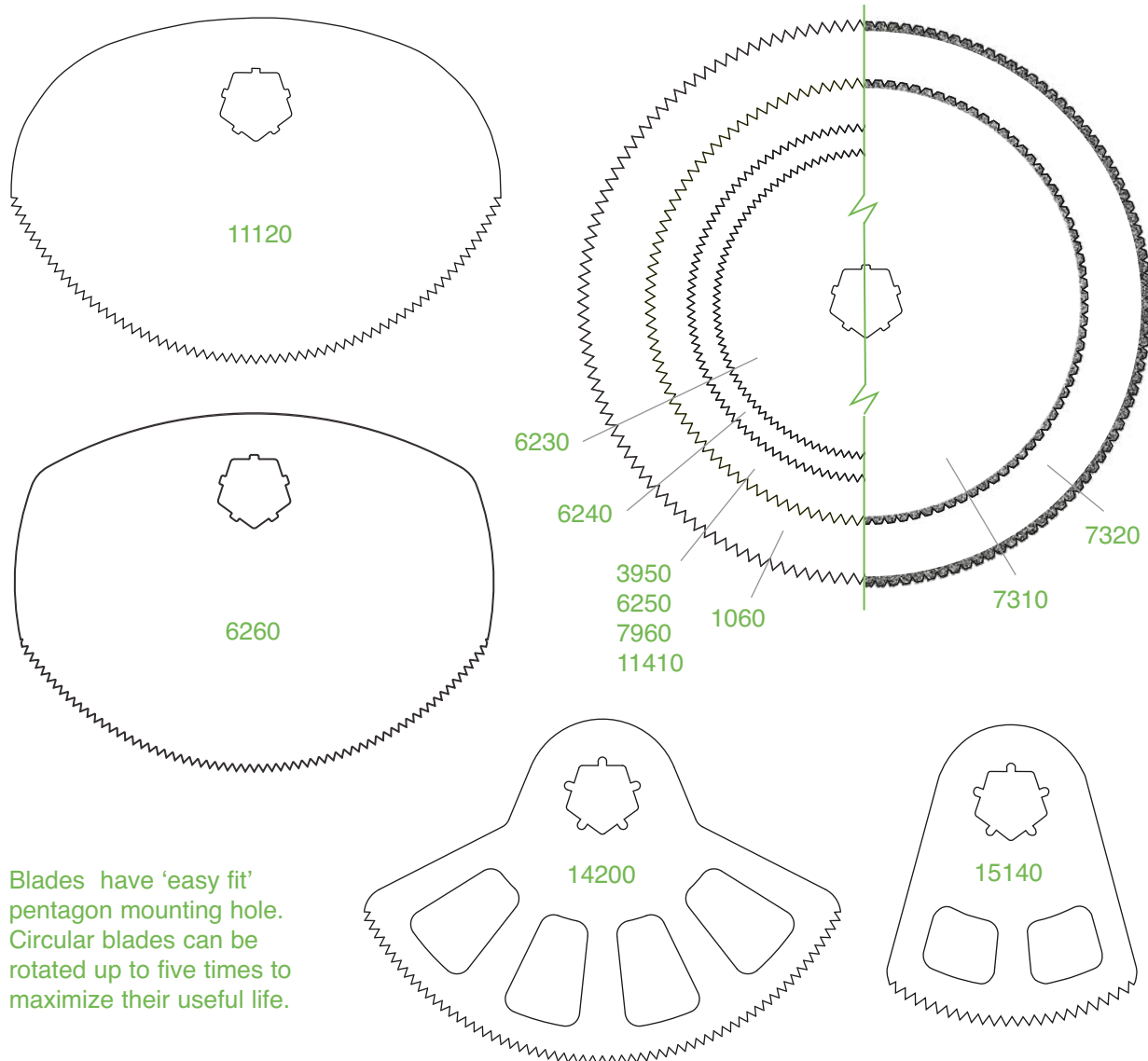
Plaster shear.
Part No. 7680.



Underpadding scissors.
Part No. 15150.

Saw Blades

For CleanCast™ saws



Blades have 'easy fit' pentagon mounting hole. Circular blades can be rotated up to five times to maximize their useful life.

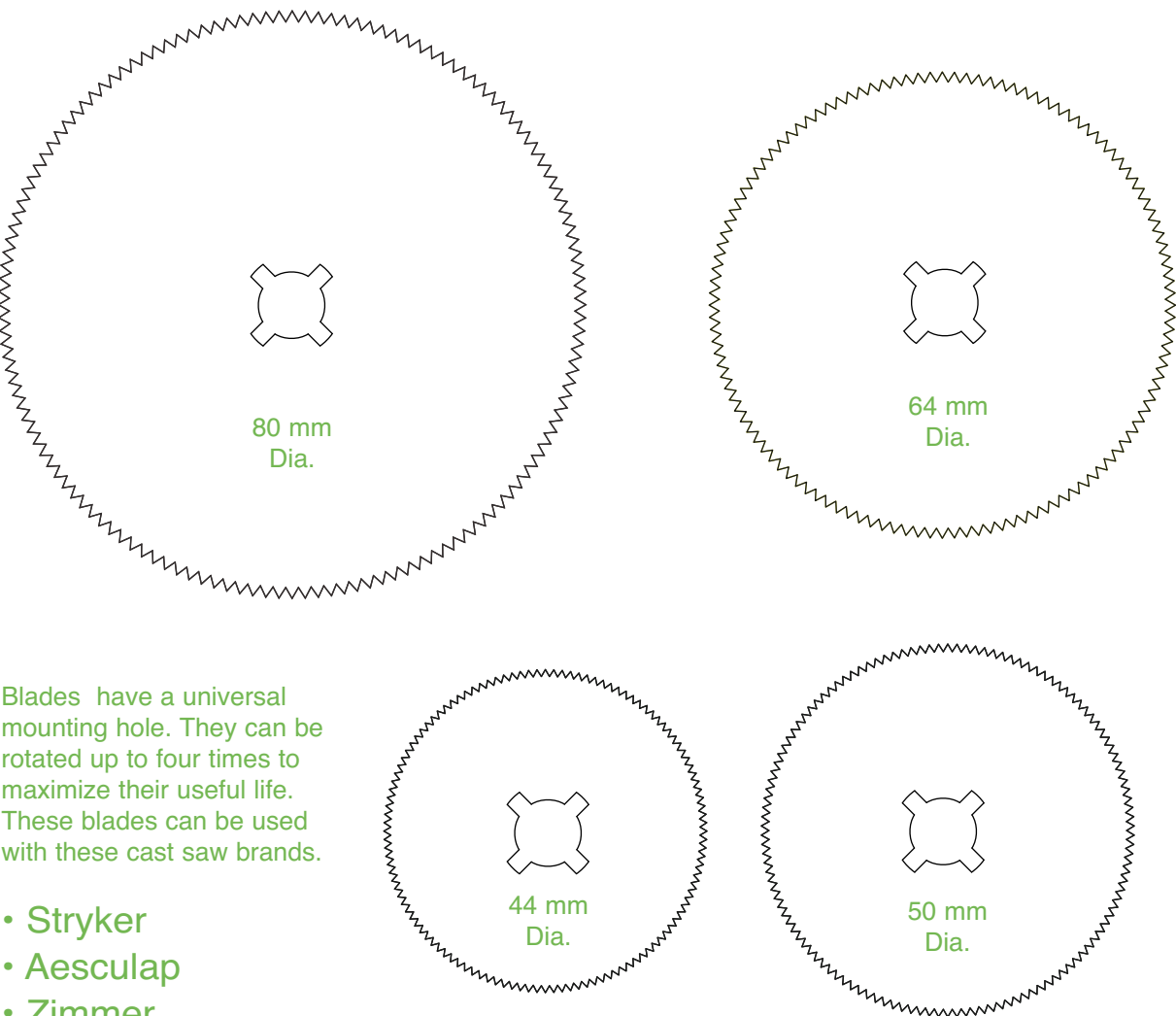
Blade range/Part no. All blades are sold in boxes of 5.

Blade dia mm	Blade shape	Hard chrome PTFE coated	Stainless steel	Ion nitride	Titanium nitride	Diamond
44	Circular	6230				
50	Circular	6240				
64	Circular	6250	7960	11410	3950	7310
80	Circular	1060 ¹⁾				7320 ¹⁾
64	Segment		15140 ²⁾			
76	Segment		14200		11120	
80	Segment	6260				
POP - Gypsona		Optimal				
Fibreglass - Deltalite/Scotchcast		Suitable				
Polyester - Deltalite/Benicast/CellaCast		Not recommended				

¹⁾ Not suitable for Model CC5.

²⁾ Low noise/vibration blade - ideal for paediatric use.

Universal



Blades have a universal mounting hole. They can be rotated up to four times to maximize their useful life. These blades can be used with these cast saw brands.

- Stryker
- Aesculap
- Zimmer
- M-Pact
- Martin
- BSN

Blade range/Part no. All blades are sold in boxes of 5.

Blade dia mm	Blade shape	Hard chrome PTFE coated	Titanium nitride
44	Circular	7040	
50	Circular	7800	
64	Circular	1180	7790
80	Circular	7810	
POP - Gypsona			
Fibreglass - Deltalite/Scotchcast			
Polyester - Deltalite/Benicast/CellaCast			



For further information on De Soutter Medical cast removal systems and other De Soutter Medical products, please contact the address in your area.

UNITED KINGDOM

De Soutter Medical Limited
Halton Brook Business Park, Weston Road, Aston Clinton, Aylesbury, Bucks HP22 5WF
Tel: +44 (0) 1296 634 000
Fax: +44 (0) 1296 634 033
Email: info@de-soutter.com

GERMANY

De Soutter Medical Germany
Niederlassung Deutschland, Kladenfloss, D-66625 Nohfelden
Tel: +49 (0) 68 52-99 12 46
Fax: +49 (0) 68 52-99 12 47
Email: de.soutter@t-online.de

FRANCE

De Soutter Medical France
949 Avenue Park des Expositions, 33260 La Teste de Buch
Tel: +33 (0) 5 56 54 89 36
Fax: +33 (0) 9 70 61 37 60
Email: france@de-soutter.com

BELGIUM

De Soutter Medical Belgium
In De Bruel 30, 3620 Lanaken
Tel: +32 (0) 89/47 15 37
Fax: +32 (0) 89/70 12 19
Email: belgium@de-soutter.com

ITALY

De Soutter Medical Italia
Palazzo Marco Polo, Il Girasole, 20084 Lacchiarella, Milano, Italia
Tel: +39 (0) 2 9009 4098
Fax: +39 (0) 2 9009 2673
Email: info@de-souttermedical.it

AUSTRIA

De Soutter Medical Austria
Niederlassung Österreich, Hofkirchnergasse 3/1/30, A-3400 Klosterneuburg
Tel: +43 (0) 676 96 71 770
Fax: +43 (0) 2243 21 656
Email: austria@de-soutter.com

AUSTRALIA

De Soutter Medical Australia Pty Ltd
2/12-14 Apollo Drive, Hallam, Victoria 3803
Tel: +61 (0) 3 9702 4441
Fax: +61 (0) 3 9702 4484
Email: australia@de-soutter.com

www.de-soutter.com